

# St. Mary School Family Lesson/Assignment



**ST. MARY**  
CATHOLIC SCHOOL  
LITTLETON

## Setting Up a Domestic Church and Learning Environment Due Monday, March 16, 2020 at 10:00 P.M.

**Objective:** To collaborate as a family to create a positive and structured environment and culture for learning in your home.

**Scope:** Our school community is going through a challenging time for all, and the faculty and staff at St. Mary recognizes the unique challenges of putting together new systems of learning at home. In an effort to support each of our families in setting up their own “collaborative domestic school,” we are starting with a family-based project, in which all members of the family (including babysitters, grandparents, other guardians, all children) can be active participants in the education of St. Mary school children in the home with our support. Our hope in gathering together as a family in this creative project is that the whole family would find ownership of their new temporary roles, and foster a kind of pride of family and self in new ways as they will be organizing and completing their studies. *Completing this valuable assignment counts as a student learning day.*

**Assignment:** Follow instructions to create a learning environment in your home and a plan for your daily school routine. Submit a learning space plan, a family crest, and a family song or anthem via Google Docs or Google Slides. Each family must submit a single completed assignment.

### Materials:

- Laptop, Smartphone and/or tablet devices with photo capabilities
- Access to internet:
  - web browser, email
  - Google G-suite Apps (Google Docs, Sheets)
- Coloring/Art Supplies
- Music Streaming App (i.e. Spotify, iTunes, Pandora), Music Player, or live instruments (optional).
- Daily Materials listed below in Process, Number 3.

# St. Mary School Family Lesson/Assignment

## Process:

Create a Google Doc to submit the following:

1. **Discuss The New Routine:** Devote some time to discuss with all school-aged children how life will be different for the coming two weeks. Discuss new expectations, roles in the household duties, and hear from each child their fears, hopes, and needs that may be different during this time. Likely, you will want to address how to balance free time with school work, alone time with togetherness, and what things make each person excited for this adventure you will be making together. You may also want to consider designating how adults and older children will oversee and support the learning plan of younger children.
2. **Learning Space:** Make a plan for the learning space for each student and for family prayer/assembly. *We would like to encourage you to identify a quiet space for your children to work on assignments, free from television or technological distractions.*

Are all children going to use common space, or individual spaces? Can this space be devoted solely to learning throughout the weekdays? Does any furniture need to be rearranged? How will your family collaborate - through discussion, drawing a floor plan?

***Submit a picture of your learning space or floor plan and share your family's thoughts on why this space will be beneficial to the learning environment, and what might be some challenges that could arise from this set up.***

3. **Supplies Needed:** Gather all supplies in your newly designated learning space. Determine whether or not you need to collect items from school (Chromebooks and other supplies will be available for pickup *Monday and Tuesday, March 16th and 17th between the hours of 8:00 A.M. and 3:00 P.M. Please set a specific time with the School Office to pick up supplies to ensure we don't have too many families arriving all at once.*

Supplies to have in your domestic learning space

- a. Textbooks, Workbooks and Journals
- b. Handouts (emailed by some teachers, others included in Google Classrooms)
- c. Laptops or devices with internet access
- d. Graph Paper, Loose leaf paper, other paper supplies
- e. Pencils and other writing utensils
- f. Coloring supplies
- g. Musical instruments (if available), Novels/ Books for individual reading, Sports Balls
- h. Religious artwork or other items to bring beauty to your environment

# St. Mary School Family Lesson/Assignment

4. **Family Crest:** Create a family crest/coat of arms which should include an artistic design and family motto for the next two weeks. Spend time discussing what images are meaningful to your family, and decide on a **design**. Your **motto** may be a saying that is meaningful to your family, or accentuates the virtues or habits you hope to build while working and studying from your home. To practice Spanish grammar and vocabulary, compose your motto in Spanish, or translate it to include on your coat of arms. You may use the template included to draw and design your own, or use a crest generator such as: <http://www.allfamilycrests.com/makecoatofarms.htm> . More information about creating a coat of arms is here: <https://joojobs.com/family-crest/>  
**Submit an uploaded photo of your crest (generated digitally or drawn by hand) and motto (Translated to Spanish).**
  
5. **Family Anthem:** Choose a family song or create a chant/poem that you can sing or recite together each day. Your song should highlight the virtues or habits included in your motto which you are prioritizing throughout your home study. You can choose a song well-known to you or compose one as a family! Teach it to all family members and select a time during the day when you would sing or recite it.  
**Submit the title of your song or the words of your chant/poem, or create a video of your family singing! Explain why this song captures the spirit of your family's crest and motto.**
  
6. **Scheduling your day:** Review the school schedule of prayers and routines and set up a schedule to provide consistency that works for your family. Attached to the email is a planning page to help set up your daily routine, but you are not required to use this form. Use your own discretion in planning for your family, under the guidance of your teacher(s) in order to fulfill your learning goals and required assignments.  
**No need to submit a schedule to the school.**

**Assessment:** We want to see the beauty you've created! Include the above submissions in a single document, titled with your family's last name, followed by "Learning Environment Assignment" *E.g. McKnight Learning Environment Assignment*

Please submit the following to:

**If your last name falls between A to Fi:** Please send to Karen Spiering:

[kspiering@stmarylitleton.com](mailto:kspiering@stmarylitleton.com)

**If your last name falls between Fl through McC:** Please send to Michelle McLaughlin:

[mmclaughlin@stmarylitleton.com](mailto:mmclaughlin@stmarylitleton.com)

**If your last name falls between McK through Y:** Please send to Shannon Farrell:

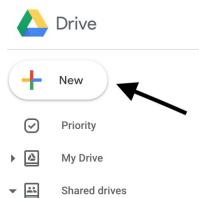
[sfarrell@stmarylitleton.com](mailto:sfarrell@stmarylitleton.com)

# St. Mary School Family Lesson/Assignment

## HOW TO SUBMIT YOUR ASSIGNMENTS:

1. Create a google doc or slide and share it with the specials' teacher assigned above. Visit Drive.google.com, via your personal email address, or from your students' Google account (grades 3-8).

*In the upper left corner of the page, add a new doc or slide*



*Compose your submission, including the answers and media (photos) in numbered format (There are 3 components to submit)*


### **Example:**

[https://docs.google.com/document/d/1rvL\\_WsfuH5aQl7yv3fMQq\\_vWWzFDGc52D\\_W18lvgNi8/edit?usp=sharing](https://docs.google.com/document/d/1rvL_WsfuH5aQl7yv3fMQq_vWWzFDGc52D_W18lvgNi8/edit?usp=sharing)

An example of a family learning assignment document. The document is titled "McKnight Family Learning!" with the motto "Onward and Upward!" below it. It contains three numbered sections: 1. Learning Space: A paragraph describing the family's dining room as a learning space, followed by a photograph of the dining room. 2. Family Crest: A paragraph explaining the family's crest, which features a lion, and is followed by a photograph of the crest. 3. Family Anthem: A paragraph describing the family's anthem, "Family Above All", and its importance, followed by the lyrics of the anthem.

**McKnight Family Learning!**  
*Onward and Upward!*

1. **Learning Space:** Our family chose to use our dining room as a common learning space. It's awesome! We put our textbooks on a shelf nearby, as well as writing materials. Each morning, we will gather around before breakfast to say our morning prayers, eat, then take out our morning work. This might be a hard transition, so if it is taking too long, we might move our morning work to the living room and work from the floor or couch for a short time.



2. **Family Crest:** We decided our crest needed a lion because our favorite read aloud is The Lion, the Witch and the Wardrobe from the Chronicles of Narnia. The lion also symbolizes strength and courage.



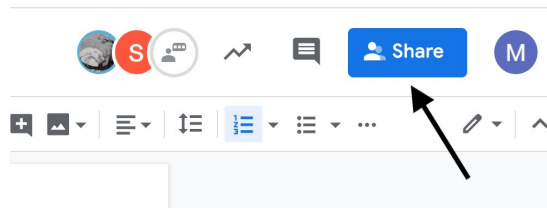
3. **Family Anthem:**  
Our anthem is called "Family Above All", which is also our motto. This is important to our family because we know that how we love each other and treat each other is the foundation of our relationship with Christ and others. We want to be Christ to each other and learn how best to love each other first. We will say it each day after our morning prayer! Here are the words of our chant:

Family is the proving ground  
Of loving others well.  
That's why we love each other best  
And of Christ we will tell

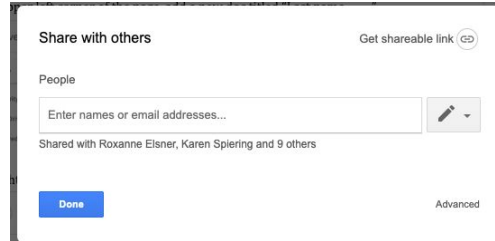
Be diligent in work and study  
Trying every day  
To do our best and be like lamps  
To light each other's way.

# St. Mary School Family Lesson/Assignment

When completed, share by clicking on "Share" in the upper left corner of your window:




Enter the email address of your assigned specials' teacher's email.



2. Add it as an attachment to an email and send.

# St. Mary School Family Lesson/Assignment

## Family Crest/Coat of Arms Template



# St. Mary School Family Lesson/Assignment

Family crest/ coat of arms examples

